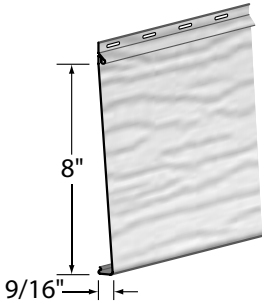
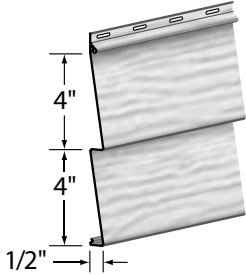
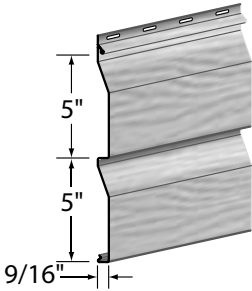
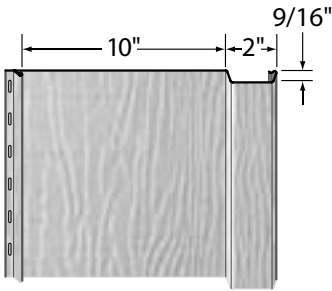


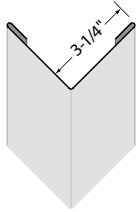
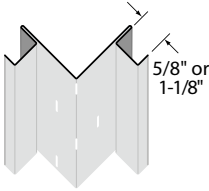
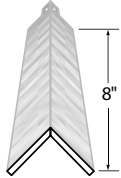
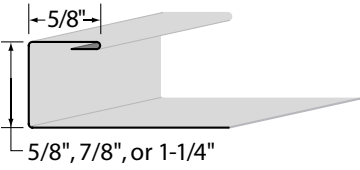
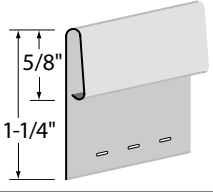
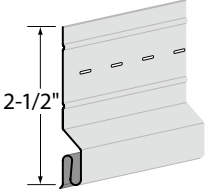
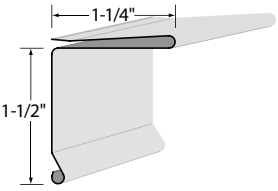
EDCO Steel Siding

20-Colonial White, 21-Sand Beige, 22-Rustic Brown, 23-Spring Green, 24-Wickertone, 25-Slate Blue, 26-Driftwood Gray, 27-Classic Red, 28-Charcoal Gray, 29-Yellow Glow, 30-Claytone, 33-Heritage Blue, 39-Desert Tone, 42-Antique Parchment, 43-Glacier White

PRODUCT	DESCRIPTION	PRODUCT #	
	<p>8" STEEL SIDING TIMBER-GRAINED 29 GA. WITH THICK PVC FINISH</p> <p>Packed 12 8" X 12' 6" Panels per carton Will cover 100 SqFt Wgt Approx. 92 Lbs / Ctn</p>	#051 __	
	<p>DOUBLE 4" STEEL SIDING TIMBER GRAINED 29 GA. WITH THICK PVC FINISH</p> <p>Packed 12 8" X 12' 6" Panels per carton Will cover 100 SqFt Wgt Approx. 92 Lbs / Ctn</p>	#056 __	
	<p>DOUBLE 5" DUTCHLAP STEEL SIDING TIMBER GRAINED 29 GA. WITH THICK PVC FINISH</p> <p>Packed 10 10" X 12' Panels per carton Will cover 100 SqFt Wgt Approx. 92 Lbs / Ctn</p>	#049 __	
	<p>12" VERTICAL BOARD & BATTEN STEEL SIDING TIMBER GRAINED 29 GA. WITH THICK PVC FINISH</p> <p>Packed 10 12" X 10' Panels per carton Will cover 100 SqFt Wgt Approx. 92 Lbs / Ctn</p>	#052 __	

EDCO Siding Accessories

20-Colonial White, 21-Sand Beige, 22-Rustic Brown, 23-Spring Green, 24-Wickertone, 25-Slate Blue, 26-Driftwood Gray, 27-Classic Red, 28-Charcoal Gray, 29-Yellow Glow, 30-Claytone, 33-Heritage Blue, 39-Desert Tone, 42-Antique Parchment, 43-Glacier White

PRODUCT	DESCRIPTION	PRODUCT #
	3 1/4" SNAP-ON OUTSIDE CORNER POST CAP Packed 10 10' Pcs / Ctn Wgt 60 Lbs / Ctn	#053 __
	5/8" OR 1 1/8" SNAP-ON CORNER SUBSTRATE Packed 10 10' Pcs / Ctn Wgt 40 Lbs / Ctn (5/8" for hollow-back installation) (1 1/8" for insulated installation)	5/8": #05390 11/8": #05380
	INDIVIDUAL CORNER CAPS 5/8" Packed 100 Pcs / Ctn Wgt 25 Lbs / Ctn	#057 __
	5/8", 7/8", & 1 1/4" "J" CHANNEL Packed 25 12' Pcs / Ctn Wgt 50 Lbs / Ctn	5/8" #061 __ 7/8" #059 __ 1-1/4" #060 __
	UNDERSILL TRIM Packed 25 12' Pcs / Ctn Wgt 45 Lbs / Ctn	#062 __
	STARTER STRIP - STEEL Packed 20 10' Pcs / Ctn Wgt 45 Lbs / Ctn	#06300
	SNAP-ON FRIEZE TRIM - STEEL All colors except enamel: Almond Cream , Wickertone, Desert Tone, Pewter and Hartford Green. Packed 25 12' Pcs / Ctn Wgt 75 Lbs / Ctn	#072 __ ENAMEL: PVC: