

**LUMBER YARD SUPPLY Co.**

P.O. Box 1419 (406) 453-0356  
 1300 RIVER DRIVE NORTH (800) 823-9273  
 GREAT FALLS, MT 59403 (406) 453-1181 FAX  
 EMAIL: GreatFalls@lumberyardsupply.com

**LUMBER YARD SUPPLY Co.**

P.O. Box 31037 (406) 245-2022  
 1324 LOCKWOOD RD (888) 257-0202  
 BILLINGS, MT 59107 (406) 245-2021 FAX  
 EMAIL: Billings@lumberyardsupply.com

|  |
|--|
| <h1>INDEX</h1> <p>WOOD DOOR SLAB INFO<br/>         EFFECTIVE: MAY 10, 2007</p> |
|--|

**WOOD DOOR SLAB INFO**

|                      |   |           |
|----------------------|---|-----------|
| ALDER                | KNOTTY ALDER (ARCH PANEL) .....   | 21        |
| BIRCH                | (HC, SC) .....  | 3         |
| BELLAGIO             | (ARCH PANEL - SC) .....   | 15        |
| CAIMAN               | (2-PANEL - HC, SC) (SMOOTH) .....   | 7         |
| CARMELLE             | (4-PANEL - HC, SC) (TEXTURED) .....   | 14        |
| CARRARA              | (2-PANEL - HC, SC) (SMOOTH) .....   | 8         |
| CHEYENNE             | (2-PANEL - HC, SC) .....  | 13        |
| CHESAPEAKE           | (HC, SC) .....  | 17        |
| CLASSIQUE            | (2-PANEL - HC, SC) (TEXTURED) .....   | 9         |
| CLERMONT             | (3-PANEL - HC, SC) (TEXTURED) .....   | 12        |
| COLONIST             | (6-PANEL - HC, SC) (TEXTURED & SMOOTH) .....                                | 5         |
| CORVADO              | (2-PANEL - HC) .....  | 10        |
| COVENTRY             | (4-PANEL - HC, SC) (TEXTURED & SMOOTH) .....                                | 6         |
| CREMONA              | (2-PANEL - HC, SC) (SMOOTH) .....   | 11        |
| <u>FIR</u>           | FIR (4-PANEL SELECT) (F-44) .....   | 19        |
|                      | FIR (6-PANEL SELECT) (F-66) .....   | 19        |
| HEMLOCK              | HEMLOCK (4 & 6-PANEL) .....   | 16        |
| LEGACY MENDOCINO OAK | .....   | 17        |
| <u>LITES</u>         | FIR, PINE, PRIMED, OAK (10-LITE & 15-LITE) .....                            | 24        |
|                      | HEMLOCK (1-LITE, 10-LITE & 15-LITE) .....                                   | 24        |
|                      | PINE 9-LITE MICRO (G150) .....  | 23        |
|                      | PINE FULL LOUVERED .....  | 23        |
|                      | PINE HOMEGROWN (E630) .....   | 23        |
|                      | PINE REED LITE (G450) .....   | 23        |
|                      | PINE STALLION PANTRY .....  | 23        |
|                      | PINE VANITY (V690) .....  | 23        |
| MAHOGANY             | (LAUAN) (HC, SC) .....  | 2         |
| <u>OAK</u>           | MUSTANG (6-PANEL) .....   | 20        |
|                      | RED OAK (HC, SC) .....  | 4         |
| <u>PINE</u>          | PINE (6-PANEL) .....  | 20        |
|                      | MUSTANG KNOTTY PINE (6-PANEL) .....   | 21        |
|                      | SANTA ROSA KNOTTY PINE .....  | 22        |
| <u>PREFINISHED</u>   | WHITE (6-PANEL) .....   | 18        |
|                      | HARVEST (GOLDEN OAK) .....  | 18        |
|                      | NATURAL (HONEY OAK) .....   | 18        |
| <u>PRIMED</u>        | HARDBOARD (HC) .....  | 1         |
| <b>HOW TO</b>        | <b><i>Store, Handle, Finish, Install, and Maintain Wood Doors</i></b> ..... | <b>26</b> |
| <b>OPTIONS</b>       | <b><i>Door Slab &amp; Cutting Options</i></b> .....                         | <b>25</b> |

ALL PRICES SUBJECT TO CHANGE WITHOUT NOTICE

VISIT OUR WEBSITE: [www.LumberYardSupply.com](http://www.LumberYardSupply.com) FOR THE MOST CURRENT INFORMATION.

**PRODUCTS WITH QUALITY; SERVICE YOU CAN DEPEND ON**



## Primed Hardboard Doors

SEE **PAGE 1** ON  
**PRICING PAGES**

Hardboard doors are perfect for small budget renovations.  
All Hardboard doors have matching bifolds.

## **Hollow Core Doors**

Hollow core doors are for use where light to medium duty requirements are needed and where lightness of weight is a factor such as in normal residential and office application.

### **Interior**

Applications only.

### **Product Specifications**

#### **Thickness:**

1-3/8" and 1-3/4"

#### **Face:**

Flush Hardboard Products

#### **Door Skin:**

1/8" thick with hardwood veneer faces

#### **Edges:**

Western kiln dried softwood, Fiber Board, Pine or meranti mill option

#### **Side Edges (Stile):**

Approximately 1" minimum after trim

#### **Top and Bottom Edges (Rail):**

Approximately 1" minimum after trim

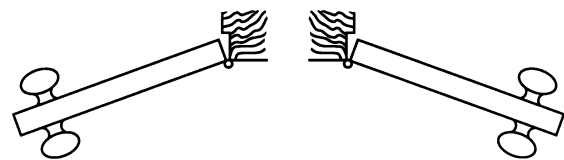
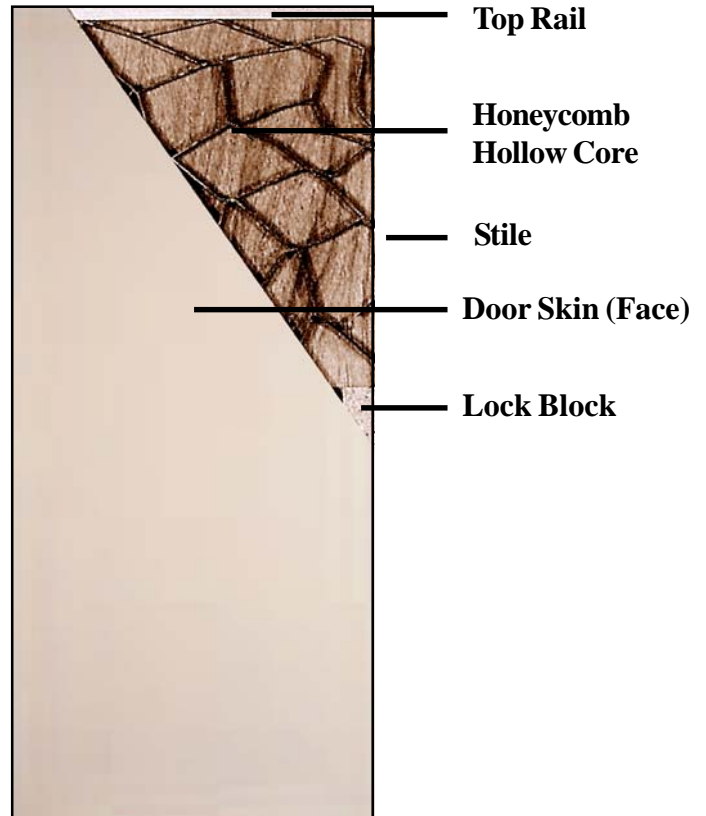
#### **Core Assembly Adhesive:**

Type II (water resistant)

#### **Core:**

Face panels are supported by a corrugated honeycomb paper of uniform thickness composed of hexagonal cells approximately every five to six inches. Bonded to face panels but not to frame.

**Special construction available on request**



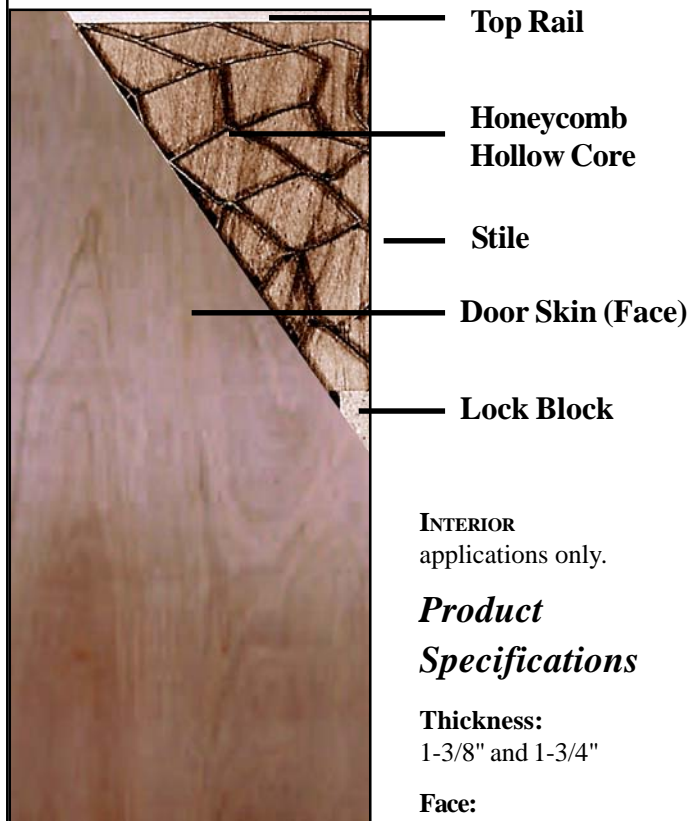
RIGHT HAND HINGE  
LOCKSET IS ON THE LEFT  
WHEN YOU FACE A CLOSED  
DOOR ON THE HINGE SIDE.

LEFT HAND HINGE  
LOCKSET IS ON THE RIGHT  
WHEN YOU FACE A CLOSED  
DOOR ON THE HINGE SIDE.

Visit : [www.LumberYardSupply.com](http://www.LumberYardSupply.com) for the most current products.  
**PRODUCTS WITH QUALITY; SERVICE YOU CAN DEPEND ON**

## Hollow Core Doors

Hollow core doors are for use where light to medium duty requirements are needed and where lightness of weight is a factor such as in normal residential and office application.



INTERIOR applications only.

### Product Specifications

**Thickness:**  
1-3/8" and 1-3/4"

**Face:**  
Birch, Oak, Lauan,  
Various Prefinished,  
Raised Panel and Flush  
Hardboard Products

#### Door Skin:

1/8" thick with hardwood veneer faces

#### Edges:

Western kiln dried softwood, Fiber Board,  
Pine or meranti mill option

#### Side Edges (Stile):

Approximately 1" minimum after trim

#### Top and Bottom Edges (Rail):

Approximately 1" minimum after trim

#### Core Assembly Adhesive:

Type II (water resistant)

#### Core:

Face panels are supported by a corrugated honeycomb paper of uniform thickness composed of hexagonal cells approximately every five to six inches. Bonded to face panels but not to frame.

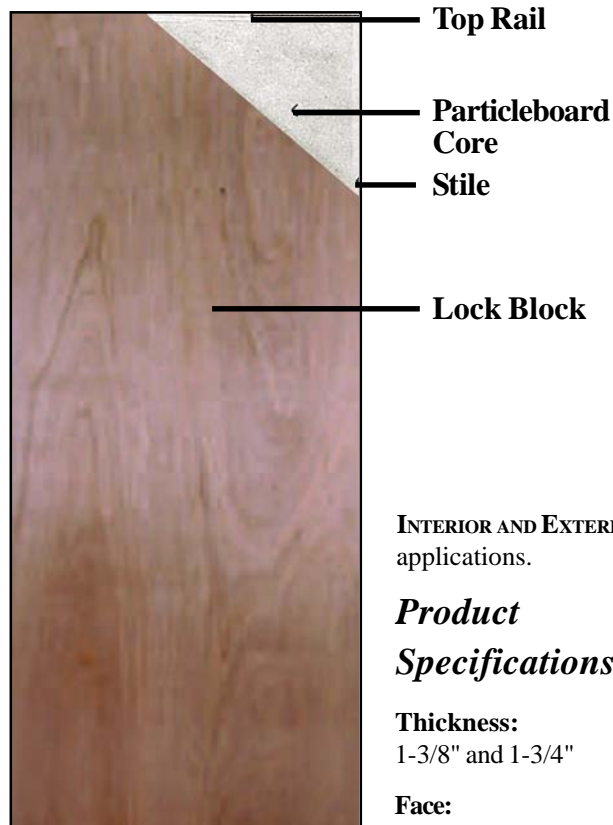
*Special construction available on request*

Visit : [www.LumberYardSupply.com](http://www.LumberYardSupply.com) for the most current products.

**PRODUCTS WITH QUALITY; SERVICE YOU CAN DEPEND ON**

## Particleboard Core Doors

Particleboard core doors are used for general residential and commercial applications where stability and durability are needed. Smooth, uniform cores provide relief from telegraphing or show-through. Economical and more sound proof than wood core doors.



INTERIOR AND EXTERIOR applications.

### Product Specifications

**Thickness:**  
1-3/8" and 1-3/4"

**Face:**  
Birch, Oak, Lauan,  
Various Prefinished,  
Raised Panel and Flush  
Hardboard Product

#### Door Skins:

1/8" Thick with hardwood veneer face

#### Edges:

Western kiln dried softwood or meranti (mill option)

#### Side Edges (Stiles):

Approximately 1" minimum after trim

#### Top and Bottom Edges (Rails):

Approximately 1" minimum after trim

#### Core Assembly Adhesive:

Type II (water resistant) or Type I (waterproof)

#### Core:

Meets or exceeds requirements of Type I, Density C, Class I particleboard as described in the latest edition of CS236, Matformed wood particleboard. Cores are bonded to face panels but not to frame.

*Special construction available on request*

# ***Masonite® Flush Door Series***

## **Wood Veneer**

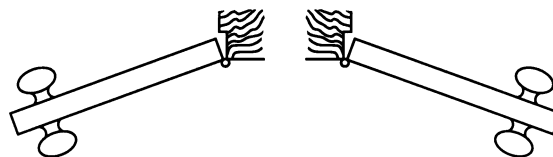
Masonite's line of wood veneer doors offer the visual beauty and refinement of natural wood doors. All flush doors are available with hollow or solid core construction and matching bifolds.



**Birch**

---

**SEE PAGE 3 ON  
PRICING PAGES**



RIGHT HAND HINGE  
LOCKSET IS ON THE LEFT  
WHEN YOU FACE A CLOSED  
DOOR ON THE HINGE SIDE.

LEFT HAND HINGE  
LOCKSET IS ON THE RIGHT  
WHEN YOU FACE A CLOSED  
DOOR ON THE HINGE SIDE.

Visit : [www.LumberYardSupply.com](http://www.LumberYardSupply.com) for the most current products.  
**PRODUCTS WITH QUALITY; SERVICE YOU CAN DEPEND ON**

## Finishing Instructions For Oak Doors

We are furnishing you the highest quality oak doors, using the highest quality Oak Doorskins, either rotary cut or plain sliced. Many of the veneers are book matched to perfection. One natural result of book matching is that sometimes the “loose side” (the knife side) will soak up more stain than the “tight side” (pressure bar side) thus evidencing a slight “barber poling” or striped effect. This is not a defect, it is the result of a combination of log-texture, tightcutting and fine polish sanding. This can be easily muted if the following instructions are followed.

1. Before staining you must pre-sand both faces with a flat wood block with approximately 120 grit sandpaper. Sand with the grain only, and remember, the purpose is to knock off any high spots, take away any handling marks and generally clean the surface.

2. Apply a pre stain conditioner or a thinned down sealer, (if you’re using a lacquer sealer, thin it with 2 parts of lacquer thinner to one part of lacquer sealer, if you’re using a water base sealer, thin it with 4 parts water to 1 part water base sealer). This should eliminate any barber poling of striped effect.

3. Lightly sand to eliminate any raised grain.

4. If staining, use only a good controlled type stain. After the stain is applied if any small areas or spots appear that don’t absorb the stain as readily as the rest of the surface, mix a small amount of stain into the finish coat material.

5. Apply top finish coat.

If the above instructions are not followed, all warranties, written or implied are invalidated. The appearance of field finished doors is not warranted, however if the above instructions are followed, the most common problems will be avoided.

### ROTARY CUTTING

With this cutting method the full log is mounted in a lathe and turned against a fixed cutting blade. Since the cutting action follows the annular growth rings, a very bold and constantly changing grain figure is portrayed.

### PLAIN SLICING

The full log is converted to a half log and is mounted with the heart side flat against the guide plate of the slicer. The slicing blade cuts parallel to a line through the center of the log, thus producing a figure similar to that of plain sawn lumber. The veneer slices are kept in the rotation that they are cut and become a veneer flitch permitting their sequential reassembly in flat face form with only a very gradual grain figure transition from one panel to another.

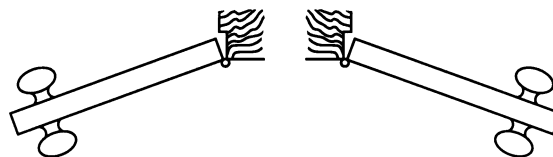
### BOOK MATCHING

This method utilizes the natural rotation of the veneer pieces in a flitch which, by turning alternate leaves as in a book, produces a matching “mirror image” joint and effects “maximum continuity of grain pattern.”

### SLIP MATCHING

The method again utilizes the natural veneer rotation except that the pieces are joined without turning, thereby repeating the grain figure but with non-matching joints.

**SEE PAGE 4 ON  
PRICING PAGES**



RIGHT HAND HINGE  
LOCKSET IS ON THE LEFT  
WHEN YOU FACE A CLOSED  
DOOR ON THE HINGE SIDE.

LEFT HAND HINGE  
LOCKSET IS ON THE RIGHT  
WHEN YOU FACE A CLOSED  
DOOR ON THE HINGE SIDE.

Visit : [www.LumberYardSupply.com](http://www.LumberYardSupply.com) for the most current products.  
**PRODUCTS WITH QUALITY; SERVICE YOU CAN DEPEND ON**

## Colonist®

This six-panel door is one of the most widely installed doors in the industry. It complements a wide variety of interior decors... antique, traditional, country .. wherever good looks are required. Textured or smooth Colonist® communicates taste, quality, and design know-how.

## CraftMaster™:

*The First Name for Doors.*

The CraftMaster™ brand door designs have achieved an international reputation for quality, design options, and beauty.

The name CraftMaster™ means a door with the look and dimension of expensive solid wood, at a fraction of the price.

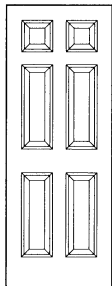
CraftMaster™ doors are constructed by leading independent door manufacturers. They are built to exacting quality standards... established jointly by the manufacturers and Masonite Corporation.

They are primed, ready for field finishing, whether painted or stained, to achieve a natural wood appearance.

- **Raised Panels**
- **Embossed Wood Grain Texturing**
- **Paint or Stain**
- **Durable Molded Wood Fiber Facings**
- **Beautiful Decorating**

CraftMaster™ Brand molded door facings are manufactured by Masonite Corporation and purchased by independent door manufacturers worldwide to produce a variety of interior doors.

CraftMaster™ Brand door designs are available in standard passage and bi-fold widths.



**Colonist®**  
(Textured)  
(Smooth)

SEE **PAGE 5 & 6** ON  
**PRICING PAGES**

## Caiman®

Two panel, true arch design adds understated elegance to any decor with a smooth surface to follow one of today's hottest decorating trends. Caiman® is available in 6' 8", 7'0", and 8'0" heights.

## Carmelle™

Carmelle™ is an eye-catching "split" four panel design, featuring elegant curved tops and deeply embossed wood grain and details. The result is a door that creates instant decorating excitement.

## Carrara®

Modern two panel design adds distinction to any decor with a smooth surface to follow one of today's hottest decorating trends. Carrara® is available in 6' 8", 7'0", and 8'0" heights.

## Classique™

This premium two panel door with its distinctive arching eyebrow adds a finished touch to any interior design: A continental style, Classique™ communicates the quality door detailing that buyers want.

The intricate, deeply embossed wood grain has a beauty that would normally be expected in doors costing twice as much... A touch of the old world for today's buildings.

## Clermont™

A three panel door that makes a unique and creative statement. Its strong line and subtle grain combine to create a door with character and decorating appeal. Clermont™ works well in any setting.

## Corvado®

Two-panel, square-top plank interior door with a Classic Shaker style in smooth surface design. Distinctive groove and a modified sticking profile offer the rich feel of a traditional plank door, but with added detail. Corvado is available in 6' 8", 7'0" heights.

## Coventry®

This four panel door offers exciting design options. Its squared top panels and embossed oak graining give a classic and elegant look an understated quality. Coventry® is versatile and at home in traditional or contemporary settings. It delivers a distinctive, professionally decorated look.

## Cremona

All the European flair of the Classique design, but with a smooth surface to follow one of today's hottest decorating trends. Cremona® is available in 6' 8" and 7' heights.

Visit : [www.LumberYardSupply.com](http://www.LumberYardSupply.com) for the most current products.  
**PRODUCTS WITH QUALITY; SERVICE YOU CAN DEPEND ON**

## Coventry®

This four panel door offers exciting design options. Its squared top panels and embossed oak graining give a classic and elegant look an understated quality. Coventry® is versatile and at home in traditional or contemporary settings. It delivers a distinctive, professionally decorated look.

---

## CraftMaster™:

*The First Name for Doors.*

The CraftMaster™ brand door designs have achieved an international reputation for quality, design options, and beauty.

The name CraftMaster™ means a door with the look and dimension of expensive solid wood, at a fraction of the price.

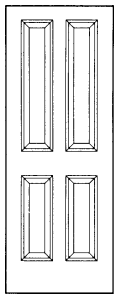
CraftMaster™ doors are constructed by leading independent door manufacturers. They are built to exacting quality standards... established jointly by the manufacturers and Masonite Corporation.

They are primed, ready for field finishing, whether painted or stained, to achieve a natural wood appearance.

- **Raised Panels**
- **Embossed Wood Grain Texturing**
- **Paint or Stain**
- **Durable Molded Wood Fiber Facings**
- **Beautiful Decorating**

CraftMaster™ Brand molded door facings are manufactured by Masonite Corporation and purchased by independent door manufacturers worldwide to produce a variety of interior doors.

CraftMaster™ Brand door designs are available in standard passage and bi-fold widths.



**Coventry** ®  
(Textured)  
(Smooth)

**SEE PAGE 7& 8 ON  
PRICING PAGES**

## Caiman®

Two panel, true arch design adds understated elegance to any decor with a smooth surface to follow one of today's hottest decorating trends. Caiman® is available in 6' 8", 7'0", and 8'0" heights.

## Carmelle™

Carmelle™ is an eye-catching "split" four panel design, featuring elegant curved tops and deeply embossed wood grain and details. The result is a door that creates instant decorating excitement.

## Carrara®

Modern two panel design adds distinction to any decor with a smooth surface to follow one of today's hottest decorating trends. Carrara® is available in 6' 8", 7'0", and 8'0" heights.

## Classique™

This premium two panel door with its distinctive arching eyebrow adds a finished touch to any interior design: A continental style, Classique™ communicates the quality door detailing that buyers want.

The intricate, deeply embossed wood grain has a beauty that would normally be expected in doors costing twice as much... A touch of the old world for today's buildings.

## Clermont™

A three panel door that makes a unique and creative statement. Its strong line and subtle grain combine to create a door with character and decorating appeal. Clermont™ works well in any setting.

## Colonist®

This six-panel door is one of the most widely installed doors in the industry. It complements a wide variety of interior decors... antique, traditional, country .. wherever good looks are required. Textured or smooth Colonist® communicates taste, quality, and design know-how.

## Corvado®

Two-panel, square-top plank interior door with a Classic Shaker style in smooth surface design. Distinctive groove and a modified sticking profile offer the rich feel of a traditional plank door, but with added detail. Corvado is available in 6' 8", 7'0" heights.

## Cremona

All the European flair of the Classique design, but with a smooth surface to follow one of today's hottest decorating trends. Cremona® is available in 6' 8" and 7' heights.

Visit : [www.LumberYardSupply.com](http://www.LumberYardSupply.com) for the most current products.  
**PRODUCTS WITH QUALITY; SERVICE YOU CAN DEPEND ON**

## **Caiman®**

Two panel, true arch design adds understated elegance to any decor with a smooth surface to follow one of today's hottest decorating trends. Caiman® is available in 6' 8", 7' 0", and 8' 0" heights.

## **CraftMaster™:**

*The First Name for Doors.*

The CraftMaster™ brand door designs have achieved an international reputation for quality, design options, and beauty.

The name CraftMaster™ means a door with the look and dimension of expensive solid wood, at a fraction of the price.


CraftMaster™ doors are constructed by leading independent door manufacturers. They are built to exacting quality standards... established jointly by the manufacturers and Masonite Corporation.

They are primed, ready for field finishing, whether painted or stained, to achieve a natural wood appearance.

- **Raised Panels**
- **Embossed Wood Grain Texturing**
- **Paint or Stain**
- **Durable Molded Wood Fiber Facings**
- **Beautiful Decorating**

CraftMaster™ Brand molded door facings are manufactured by Masonite Corporation and purchased by independent door manufacturers worldwide to produce a variety of interior doors.

CraftMaster™ Brand door designs are available in standard passage and bi-fold widths.



**Caiman®**  
(Smooth)

**SEE PAGE 9 ON  
PRICING PAGES**

## **Carmelle™**

Carmelle™ is an eye-catching "split" four panel design, featuring elegant curved tops and deeply embossed wood grain and details. The result is a door that creates instant decorating excitement.

## **Carrara®**

Modern two panel design adds distinction to any decor with a smooth surface to follow one of today's hottest decorating trends. Carrara® is available in 6' 8", 7' 0", and 8' 0" heights.

## **Classique™**

This premium two panel door with its distinctive arching eyebrow adds a finished touch to any interior design: A continental style, Classique™ communicates the quality door detailing that buyers want.

The intricate, deeply embossed wood grain has a beauty that would normally be expected in doors costing twice as much... A touch of the old world for today's buildings.

## **Clermont™**

A three panel door that makes a unique and creative statement. Its strong line and subtle grain combine to create a door with character and decorating appeal. Clermont™ works well in any setting.

## **Colonist®**

This six-panel door is one of the most widely installed doors in the industry. It complements a wide variety of interior decors... antique, traditional, country .. wherever good looks are required. Textured or smooth Colonist® communicates taste, quality, and design know-how.

## **Corvado®**

Two-panel, square-top plank interior door with a Classic Shaker style in smooth surface design. Distinctive groove and a modified sticking profile offer the rich feel of a traditional plank door, but with added detail. Corvado is available in 6' 8", 7' 0" heights.

## **Coventry®**

This four panel door offers exciting design options. Its squared top panels and embossed oak graining give a classic and elegant look an understated quality. Coventry® is versatile and at home in traditional or contemporary settings. It delivers a distinctive, professionally decorated look.

## **Cremona**

All the European flair of the Classique design, but with a smooth surface to follow one of today's hottest decorating trends. Cremona® is available in 6' 8" and 7' heights.

Visit : [www.LumberYardSupply.com](http://www.LumberYardSupply.com) for the most current products.  
**PRODUCTS WITH QUALITY; SERVICE YOU CAN DEPEND ON**

## **Carrara®**

Modern two panel design adds distinction to any decor with a smooth surface to follow one of today's hottest decorating trends. Carrara® is available in 6'8", 7'0", and 8'0" heights.

## **CraftMaster™:**

*The First Name for Doors.*

The CraftMaster™ brand door designs have achieved an international reputation for quality, design options, and beauty.

The name CraftMaster™ means a door with the look and dimension of expensive solid wood, at a fraction of the price.

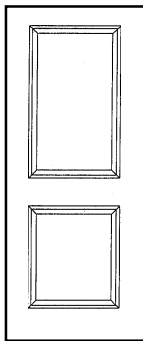
CraftMaster™ doors are constructed by leading independent door manufacturers. They are built to exacting quality standards... established jointly by the manufacturers and Masonite Corporation.

They are primed, ready for field finishing, whether painted or stained, to achieve a natural wood appearance.

- **Raised Panels**
- **Embossed Wood Grain Texturing**
- **Paint or Stain**
- **Durable Molded Wood Fiber Facings**
- **Beautiful Decorating**

CraftMaster™ Brand molded door facings are manufactured by Masonite Corporation and purchased by independent door manufacturers worldwide to produce a variety of interior doors.

CraftMaster™ Brand door designs are available in standard passage and bi-fold widths.



**Carrara®**  
(Smooth)

**SEE PAGE 10 ON  
PRICING PAGES**

## **Caiman®**

Two panel, true arch design adds understated elegance to any decor with a smooth surface to follow one of today's hottest decorating trends. Caiman® is available in 6'8", 7'0", and 8'0" heights.

## **Carmelle™**

Carmelle™ is an eye-catching "split" four panel design, featuring elegant curved tops and deeply embossed wood grain and details. The result is a door that creates instant decorating excitement.

## **Classique™**

This premium two panel door with its distinctive arching eyebrow adds a finished touch to any interior design: A continental style, Classique™ communicates the quality door detailing that buyers want.

The intricate, deeply embossed wood grain has a beauty that would normally be expected in doors costing twice as much... A touch of the old world for today's buildings.

## **Clermont™**

A three panel door that makes a unique and creative statement. Its strong line and subtle grain combine to create a door with character and decorating appeal. Clermont™ works well in any setting.

## **Colonist®**

This six-panel door is one of the most widely installed doors in the industry. It complements a wide variety of interior decors... antique, traditional, country .. wherever good looks are required. Textured or smooth Colonist® communicates taste, quality, and design know-how.

## **Corvado®**

Two-panel, square-top plank interior door with a Classic Shaker style in smooth surface design. Distinctive groove and a modified sticking profile offer the rich feel of a traditional plank door, but with added detail. Corvado is available in 6'8", 7'0" heights.

## **Coventry®**

This four panel door offers exciting design options. Its squared top panels and embossed oak graining give a classic and elegant look an understated quality. Coventry® is versatile and at home in traditional or contemporary settings. It delivers a distinctive, professionally decorated look.

## **Cremona**

All the European flair of the Classique design, but with a smooth surface to follow one of today's hottest decorating trends. Cremona® is available in 6'8" and 7' heights.

Visit : [www.LumberYardSupply.com](http://www.LumberYardSupply.com) for the most current products.  
**PRODUCTS WITH QUALITY; SERVICE YOU CAN DEPEND ON**

## **Classique™**

This premium two panel door with its distinctive arching eyebrow adds a finished touch to any interior design: A continental style, Classique™ communicates the quality door detailing that buyers want.

The intricate, deeply embossed wood grain has a beauty that would normally be expected in doors costing twice as much... A touch of the old world for today's buildings.

## **CraftMaster™ :**

*The First Name for Doors.*

The CraftMaster™ brand door designs have achieved an international reputation for quality, design options, and beauty.

The name CraftMaster™ means a door with the look and dimension of expensive solid wood, at a fraction of the price.


CraftMaster™ doors are constructed by leading independent door manufacturers. They are built to exacting quality standards... established jointly by the manufacturers and Masonite Corporation.

They are primed, ready for field finishing, whether painted or stained, to achieve a natural wood appearance.

- **Raised Panels**
- **Embossed Wood Grain Texturing**
- **Paint or Stain**
- **Durable Molded Wood Fiber Facings**
- **Beautiful Decorating**

CraftMaster™ Brand molded door facings are manufactured by Masonite Corporation and purchased by independent door manufacturers worldwide to produce a variety of interior doors.

CraftMaster™ Brand door designs are available in standard passage and bi-fold widths.



**Classique®**  
(Textured)

**SEE PAGE 11 ON  
PRICING PAGES**

Visit : [www.LumberYardSupply.com](http://www.LumberYardSupply.com) for the most current products.  
**PRODUCTS WITH QUALITY; SERVICE YOU CAN DEPEND ON**

## **Caiman®**

Two panel, true arch design adds understated elegance to any decor with a smooth surface to follow one of today's hottest decorating trends. Caiman® is available in 6' 8", 7'0", and 8'0" heights.

## **Carmelle™**

Carmelle™ is an eye-catching "split" four panel design, featuring elegant curved tops and deeply embossed wood grain and details. The result is a door that creates instant decorating excitement.

## **Carrara®**

Modern two panel design adds distinction to any decor with a smooth surface to follow one of today's hottest decorating trends. Carrara® is available in 6' 8", 7'0", and 8'0" heights.

## **Clermont™**

A three panel door that makes a unique and creative statement. Its strong line and subtle grain combine to create a door with character and decorating appeal. Clermont™ works well in any setting.

## **Colonist®**

This six-panel door is one of the most widely installed doors in the industry. It complements a wide variety of interior decors... antique, traditional, country .. wherever good looks are required. Textured or smooth Colonist® communicates taste, quality, and design know-how.

## **Corvado®**

Two-panel, square-top plank interior door with a Classic Shaker style in smooth surface design. Distinctive groove and a modified sticking profile offer the rich feel of a traditional plank door, but with added detail. Corvado is available in 6' 8", 7'0" heights.

## **Coventry®**

This four panel door offers exciting design options. Its squared top panels and embossed oak graining give a classic and elegant look an understated quality. Coventry® is versatile and at home in traditional or contemporary settings. It delivers a distinctive, professionally decorated look.

## **Cremona**

All the European flair of the Classique design, but with a smooth surface to follow one of today's hottest decorating trends. Cremona® is available in 6' 8" and 7' heights.

## Corvado®

Two-panel, square-top plank interior door with a Classic Shaker style in smooth surface design. Distinctive groove and a modified sticking profile offer the rich feel of a traditional plank door, but with added detail. Corvado is available in 6'8", 7'0" heights.

## CraftMaster™:

*The First Name for Doors.*

The CraftMaster™ brand door designs have achieved an international reputation for quality, design options, and beauty.

The name CraftMaster™ means a door with the look and dimension of expensive solid wood, at a fraction of the price.

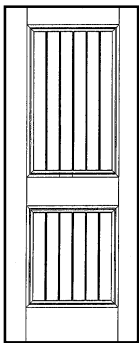
CraftMaster™ doors are constructed by leading independent door manufacturers. They are built to exacting quality standards... established jointly by the manufacturers and Masonite Corporation.

They are primed, ready for field finishing, whether painted or stained, to achieve a natural wood appearance.

- **Raised Panels**
- **Embossed Wood Grain Texturing**
- **Paint or Stain**
- **Durable Molded Wood Fiber Facings**
- **Beautiful Decorating**

CraftMaster™ Brand molded door facings are manufactured by Masonite Corporation and purchased by independent door manufacturers worldwide to produce a variety of interior doors.

CraftMaster™ Brand door designs are available in standard passage and bi-fold widths.



**Corvado™**  
(Smooth)

**SEE PAGE 12 ON  
PRICING PAGES**

## Caiman®

Two panel, true arch design adds understated elegance to any decor with a smooth surface to follow one of today's hottest decorating trends. Caiman® is available in 6'8", 7'0", and 8'0" heights.

## Carmelle™

Carmelle™ is an eye-catching "split" four panel design, featuring elegant curved tops and deeply embossed wood grain and details. The result is a door that creates instant decorating excitement.

## Carrara®

Modern two panel design adds distinction to any decor with a smooth surface to follow one of today's hottest decorating trends. Carrara® is available in 6'8", 7'0", and 8'0" heights.

## Classique™

This premium two panel door with its distinctive arching eyebrow adds a finished touch to any interior design: A continental style, Classique™ communicates the quality door detailing that buyers want.

The intricate, deeply embossed wood grain has a beauty that would normally be expected in doors costing twice as much... A touch of the old world for today's buildings.

## Clermont™

A three panel door that makes a unique and creative statement. Its strong line and subtle grain combine to create a door with character and decorating appeal. Clermont™ works well in any setting.

## Colonist®

This six-panel door is one of the most widely installed doors in the industry. It complements a wide variety of interior decors... antique, traditional, country .. wherever good looks are required. Textured or smooth Colonist® communicates taste, quality, and design know-how.

## Coventry®

This four panel door offers exciting design options. Its squared top panels and embossed oak graining give a classic and elegant look an understated quality. Coventry® is versatile and at home in traditional or contemporary settings. It delivers a distinctive, professionally decorated look.

## Cremona

All the European flair of the Classique design, but with a smooth surface to follow one of today's hottest decorating trends. Cremona® is available in 6'8" and 7' heights.

Visit : [www.LumberYardSupply.com](http://www.LumberYardSupply.com) for the most current products.  
**PRODUCTS WITH QUALITY; SERVICE YOU CAN DEPEND ON**

## Cremona

All the European flair of the Classique design, but with a smooth surface to follow one of today's hottest decorating trends. Cremona® is available in 6' 8" and 7' heights.

## CraftMaster™:

*The First Name for Doors.*

The CraftMaster™ brand door designs have achieved an international reputation for quality, design options, and beauty.

The name CraftMaster™ means a door with the look and dimension of expensive solid wood, at a fraction of the price.


CraftMaster™ doors are constructed by leading independent door manufacturers. They are built to exacting quality standards... established jointly by the manufacturers and Masonite Corporation.

They are primed, ready for field finishing, whether painted or stained, to achieve a natural wood appearance.

- **Raised Panels**
- **Embossed Wood Grain Texturing**
- **Paint or Stain**
- **Durable Molded Wood Fiber Facings**
- **Beautiful Decorating**

CraftMaster™ Brand molded door facings are manufactured by Masonite Corporation and purchased by independent door manufacturers worldwide to produce a variety of interior doors.

CraftMaster™ Brand door designs are available in standard passage and bi-fold widths.



**Cremona**®  
(Smooth)

**SEE PAGE 13 ON  
PRICING PAGES**

## Caiman®

Two panel, true arch design adds understated elegance to any decor with a smooth surface to follow one of today's hottest decorating trends. Caiman® is available in 6' 8", 7'0", and 8'0" heights.

## Carmelle™

Carmelle™ is an eye-catching "split" four panel design, featuring elegant curved tops and deeply embossed wood grain and details. The result is a door that creates instant decorating excitement.

## Carrara®

Modern two panel design adds distinction to any decor with a smooth surface to follow one of today's hottest decorating trends. Carrara® is available in 6' 8", 7'0", and 8'0" heights.

## Classique™

This premium two panel door with its distinctive arching eyebrow adds a finished touch to any interior design: A continental style, Classique™ communicates the quality door detailing that buyers want.

The intricate, deeply embossed wood grain has a beauty that would normally be expected in doors costing twice as much... A touch of the old world for today's buildings.

## Clermont™

A three panel door that makes a unique and creative statement. Its strong line and subtle grain combine to create a door with character and decorating appeal. Clermont™ works well in any setting.

## Colonist®

This six-panel door is one of the most widely installed doors in the industry. It complements a wide variety of interior decors... antique, traditional, country .. wherever good looks are required. Textured or smooth Colonist® communicates taste, quality, and design know-how.

## Corvado®

Two-panel, square-top plank interior door with a Classic Shaker style in smooth surface design. Distinctive groove and a modified sticking profile offer the rich feel of a traditional plank door, but with added detail. Corvado is available in 6' 8", 7'0" heights.

## Coventry®

This four panel door offers exciting design options. Its squared top panels and embossed oak graining give a classic and elegant look an understated quality. Coventry® is versatile and at home in traditional or contemporary settings. It delivers a distinctive, professionally decorated look.

Visit : [www.LumberYardSupply.com](http://www.LumberYardSupply.com) for the most current products.  
**PRODUCTS WITH QUALITY; SERVICE YOU CAN DEPEND ON**

## **Clermont™**

A three panel door that makes a unique and creative statement. Its strong line and subtle grain combine to create a door with character and decorating appeal. Clermont™ works well in any setting.

## **CraftMaster™:**

*The First Name for Doors.*

The CraftMaster™ brand door designs have achieved an international reputation for quality, design options, and beauty.

The name CraftMaster™ means a door with the look and dimension of expensive solid wood, at a fraction of the price.

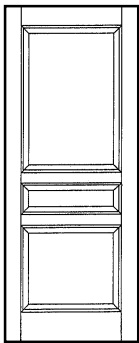
CraftMaster™ doors are constructed by leading independent door manufacturers. They are built to exacting quality standards... established jointly by the manufacturers and Masonite Corporation.

They are primed, ready for field finishing, whether painted or stained, to achieve a natural wood appearance.

- **Raised Panels**
- **Embossed Wood Grain Texturing**
- **Paint or Stain**
- **Durable Molded Wood Fiber Facings**
- **Beautiful Decorating**

CraftMaster™ Brand molded door facings are manufactured by Masonite Corporation and purchased by independent door manufacturers worldwide to produce a variety of interior doors.

CraftMaster™ Brand door designs are available in standard passage and bi-fold widths.



**Clermont®**  
(Textured)

**SEE PAGE 14 ON  
PRICING PAGES**

## **Caiman®**

Two panel, true arch design adds understated elegance to any decor with a smooth surface to follow one of today's hottest decorating trends. Caiman® is available in 6' 8", 7'0", and 8'0" heights.

## **Carmelle™**

Carmelle™ is an eye-catching "split" four panel design, featuring elegant curved tops and deeply embossed wood grain and details. The result is a door that creates instant decorating excitement.

## **Carrara®**

Modern two panel design adds distinction to any decor with a smooth surface to follow one of today's hottest decorating trends. Carrara® is available in 6' 8", 7'0", and 8'0" heights.

## **Classique™**

This premium two panel door with its distinctive arching eyebrow adds a finished touch to any interior design: A continental style, Classique™ communicates the quality door detailing that buyers want.

The intricate, deeply embossed wood grain has a beauty that would normally be expected in doors costing twice as much... A touch of the old world for today's buildings.

## **Colonist®**

This six-panel door is one of the most widely installed doors in the industry. It complements a wide variety of interior decors... antique, traditional, country .. wherever good looks are required. Textured or smooth Colonist® communicates taste, quality, and design know-how.

## **Corvado®**

Two-panel, square-top plank interior door with a Classic Shaker style in smooth surface design. Distinctive groove and a modified sticking profile offer the rich feel of a traditional plank door, but with added detail. Corvado is available in 6' 8", 7'0" heights.

## **Coventry®**

This four panel door offers exciting design options. Its squared top panels and embossed oak graining give a classic and elegant look an understated quality. Coventry® is versatile and at home in traditional or contemporary settings. It delivers a distinctive, professionally decorated look.

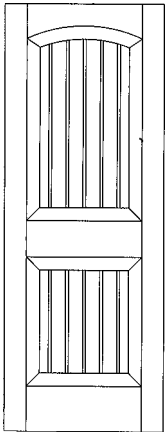
## **Cremona**

All the European flair of the Classique design, but with a smooth surface to follow one of today's hottest decorating trends. Cremona® is available in 6' 8" and 7' heights.

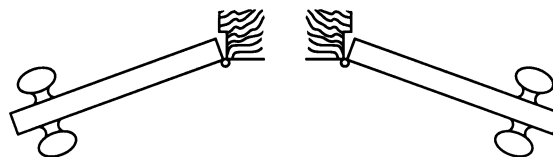
Visit : [www.LumberYardSupply.com](http://www.LumberYardSupply.com) for the most current products.  
**PRODUCTS WITH QUALITY; SERVICE YOU CAN DEPEND ON**

## ***Cheyenne™*** ***Two Panel Arch Plank Smooth***

- New, unique panel/sticking profile
- Beautiful, beaded planking design
- Featurelines to distinguish architectural correctness, like stile & rail wood doors
- 6' 8" and 8' 0" heights available
- Full range of passage and bifold widths
- Available with hollow core or Safe 'N Sound® solid core construction



**SEE PAGE 15 ON  
PRICING PAGES**



RIGHT HAND HINGE  
LOCKSET IS ON THE LEFT  
WHEN YOU FACE A CLOSED  
DOOR ON THE HINGE SIDE.

LEFT HAND HINGE  
LOCKSET IS ON THE RIGHT  
WHEN YOU FACE A CLOSED  
DOOR ON THE HINGE SIDE.

Visit : [www.LumberYardSupply.com](http://www.LumberYardSupply.com) for the most current products.  
**PRODUCTS WITH QUALITY; SERVICE YOU CAN DEPEND ON**

## **Carmelle™**

Carmelle™ is an eye-catching “split” four panel design, featuring elegant curved tops and deeply embossed wood grain and details. The result is a door that creates instant decorating excitement.

## **CraftMaster™:**

*The First Name for Doors.*

The CraftMaster™ brand door designs have achieved an international reputation for quality, design options, and beauty.

The name CraftMaster™ means a door with the look and dimension of expensive solid wood, at a fraction of the price.

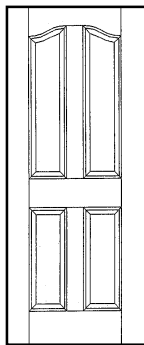
CraftMaster™ doors are constructed by leading independent door manufacturers. They are built to exacting quality standards... established jointly by the manufacturers and Masonite Corporation.

They are primed, ready for field finishing, whether painted or stained, to achieve a natural wood appearance.

- **Raised Panels**
- **Embossed Wood Grain Texturing**
- **Paint or Stain**
- **Durable Molded Wood Fiber Facings**
- **Beautiful Decorating**

CraftMaster™ Brand molded door facings are manufactured by Masonite Corporation and purchased by independent door manufacturers worldwide to produce a variety of interior doors.

CraftMaster™ Brand door designs are available in standard passage and bi-fold widths.



**Carmelle®**  
(4-Panel Textured)

**SEE PAGE 16 ON  
PRICING PAGES**

## **Caiman®**

Two panel, true arch design adds understated elegance to any decor with a smooth surface to follow one of today's hottest decorating trends. Caiman® is available in 6' 8", 7' 0", and 8' 0" heights.

## **Carrara®**

Modern two panel design adds distinction to any decor with a smooth surface to follow one of today's hottest decorating trends. Carrara® is available in 6' 8", 7' 0", and 8' 0" heights.

## **Classique™**

This premium two panel door with its distinctive arching eyebrow adds a finished touch to any interior design: A continental style, Classique™ communicates the quality door detailing that buyers want.

The intricate, deeply embossed wood grain has a beauty that would normally be expected in doors costing twice as much... A touch of the old world for today's buildings.

## **Clermont™**

A three panel door that makes a unique and creative statement. Its strong line and subtle grain combine to create a door with character and decorating appeal. Clermont™ works well in any setting.

## **Colonist®**

This six-panel door is one of the most widely installed doors in the industry. It complements a wide variety of interior decors... antique, traditional, country .. wherever good looks are required. Textured or smooth Colonist® communicates taste, quality, and design know-how.

## **Corvado®**

Two-panel, square-top plank interior door with a Classic Shaker style in smooth surface design. Distinctive groove and a modified sticking profile offer the rich feel of a traditional plank door, but with added detail. Corvado is available in 6' 8", 7' 0" heights.

## **Coventry®**

This four panel door offers exciting design options. Its squared top panels and embossed oak graining give a classic and elegant look an understated quality. Coventry® is versatile and at home in traditional or contemporary settings. It delivers a distinctive, professionally decorated look.

## **Cremona**

All the European flair of the Classique design, but with a smooth surface to follow one of today's hottest decorating trends. Cremona® is available in 6' 8" and 7' heights.

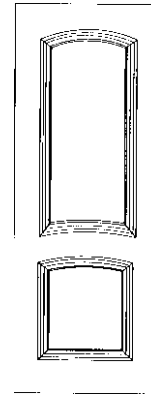
Visit : [www.LumberYardSupply.com](http://www.LumberYardSupply.com) for the most current products.  
**PRODUCTS WITH QUALITY; SERVICE YOU CAN DEPEND ON**

## ***Bellagio Arch Panel***

---

PALAZZO SERIES

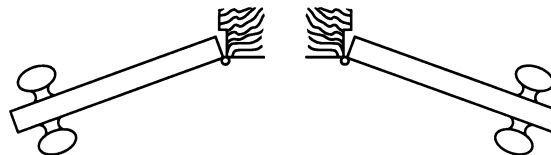
- Distinct raised moulding combined with unique, high-definition panel profiles
- Exceptionally smooth surface, ideal for painting and decorating
- Palazzo™ features Masonite's unique Engineered Component Construction. Several core reinforcements are strategically positioned throughout the door in the stiles, rails and panels to maximize performance. Palazzo was designed to have the weight, feel and richness of stile & rail wood doors, with all of the performance benefits of a composite wood product.
- Two architectural designs available in both 1-3/8" and 1-3/4" doors
- Also available with a 20-minute fire rating (1-3/4" doors only)
- United States Patent #6,588,162, other patents pending



Bellagio®

---

**SEE PAGE 17 ON  
PRICING PAGES**




RIGHT HAND HINGE  
LOCKSET IS ON THE LEFT  
WHEN YOU FACE A CLOSED  
DOOR ON THE HINGE SIDE.

LEFT HAND HINGE  
LOCKSET IS ON THE RIGHT  
WHEN YOU FACE A CLOSED  
DOOR ON THE HINGE SIDE.


Visit : [www.LumberYardSupply.com](http://www.LumberYardSupply.com) for the most current products.  
**PRODUCTS WITH QUALITY; SERVICE YOU CAN DEPEND ON**

## ***4 & 6-Panel Hemlock Slabs***

Well-planned accents are the key to beautiful interiors and increased home value. Masonite® Wood Panel Doors add warmth and richness to any room with the look and feel of solid wood. These exceptional, authentic stile & rail wood doors are elegantly designed with beauty in mind. Masonite Wood Panel Doors are constructed to withstand the daily rigors of family life.




**4 -Panel**

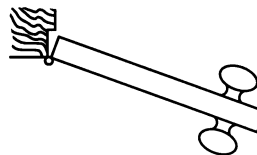


**6 -Panel**

**SEE PAGE 18 ON  
PRICING PAGES**



**RIGHT HAND HINGE  
LOCKSET IS ON THE LEFT  
WHEN YOU FACE A CLOSED  
DOOR ON THE HINGE SIDE.**



**LEFT HAND HINGE  
LOCKSET IS ON THE RIGHT  
WHEN YOU FACE A CLOSED  
DOOR ON THE HINGE SIDE.**

*Visit : [www.LumberYardSupply.com](http://www.LumberYardSupply.com) for the most current products.  
**PRODUCTS WITH QUALITY; SERVICE YOU CAN DEPEND ON***

## ***Masonite® Flush Door Series***

---

Masonite's line of Embossed/Prefinished doors provides convenience and versatility. The finish is a precise simulation of authentic wood-grain. Protected with a high quality topcoat, these doors are extremely durable and simple to maintain. They are also available in matching bifolds.



**Chesapeake**

**SEE PAGE 19 ON  
PRICING PAGES**

---

## ***Legacy Mendocino Doors***

---

Legacy doors are available in either Mendocino or Walnut tone and feature a textured hardboard doorskin.

Legacy is prefinished with a hard, stain resistant finish. No additional on site finishing is necessary for interior installations. The finish applied to Legacy Doorskins has been extensively tested for resistance to abrasion and household chemicals.

Legacy conforms to I.S. 1-73, Type II and has the following physical properties:



**Mendocino**

**SEE PAGE 20 ON  
PRICING PAGES**

Visit : [www.LumberYardSupply.com](http://www.LumberYardSupply.com) for the most current products.  
**PRODUCTS WITH QUALITY; SERVICE YOU CAN DEPEND ON**

## CraftMaster Finishes

CraftMaster offers two designs with a factory stain-finish. Classic six-panel design with oak grain texture is available in two popular stain colors.

Craftmaster Harvest and Craftmaster Natural are an affordable upgrade from stained flush oak.

| <i>Touch Ups</i>         |                      |                      |
|--------------------------|----------------------|----------------------|
| Brand                    | CraftMaster Natural™ | CraftMaster Harvest™ |
| Minwax Blend-Fil Pencil  | #3 Golden Oak        | #5 Colonial Maple    |
| Magic Brand Putty Pencil | #134C Light Oak      | #135C Light Walnut   |
| Color Putty Brand        | #108 Light Oak       | #144 Teakwood        |



**Harvest**  
(Golden Oak)



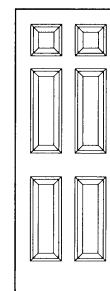
**Natural**  
(Honey Oak)

SEE **PAGE 21** ON  
PRICING PAGES

## Dura White

*A bright, durable, resilient, baked lacquer, truly white finish for doors and millwork.*

- Not affected by common household cleaners - Bleach, 409, Windex, Carpet Cleaner, Ammonia, Comet, Ajax.
- Smudges, rub marks, metal marks (from door machines), finger prints, mars from normal installation and handling - can be removed easily with a mild abrasive cleaner (comet or ajax) without diminishing the finish or gloss.
- The same non-yellowing finish on both the millwork and doors so they always match.
- Two coats - all six sides. The doors are primed, sanded, and given two coats of our exclusive DURA WHITE finish, then over cured for maximum durability. To meet manufacturers specifications for warranty all six sides of door are painted. - Yes, even the top and bottom.



**6-Panel  
White**

SEE **PAGE 22** ON  
PRICING PAGES

Visit : [www.LumberYardSupply.com](http://www.LumberYardSupply.com) for the most current products.  
**PRODUCTS WITH QUALITY; SERVICE YOU CAN DEPEND ON**

# ***Stallion Door Warranty***

---

All Stallion Door stile and rail doors are manufactured to comply with industry standards and warranted for one year from date of manufacture. Stallion Door warrants the doors to be of good material and workmanship and to be free of defects that would render the doors unserviceable or unfit for the ordinary recommended use.

Manufacturing defects include warpage exceeding 1/4" in the plane of the door, splitting of stiles and rails, delamination of veneer and glue bleed.

If the claimed defect is warp, Stallion Door may defer replacing the door for up to one year (twelve months) from the date of the claim or the date when the product was installed. This will allow the door to equalize to the humidity and temperature conditions of it's surroundings. This deferral period will not be counted against the one year warranty period.

If warranted doors are found to contain defects as stated above, upon written notice to Stallion Door, they will, at their option: (1) repair the door without charge or, (2) provide equivalent replacement.

All doors must be finished and maintained in the strictest conformity with the installation and finishing instructions as provided with the product. If decided by our representative that the required procedures and products were not used it will void the warranty.

This warranty does not apply to:

- Bow or non-alignment in the frame or jamb in which the door is hung.
- Natural variations in the color or texture of the veneer.
- Damages caused by failure to comply with the care and handling instructions.
- Damages caused by attempts to repair the door other than by Stallion Door.
- Surface grain separation.
- Abuse or misuse of door.
- Failure to seal all 6 sides of the door, including top and bottom of door.
- Freight or handling damage after it leaves Stallion's plant or warehouse.
- 1-3/8" and 1-3/4" doors used in exterior application.



**4-Panel  
Fir F-44**



**6-Panel  
Fir F-66**



**SEE PAGE 23 ON  
PRICING PAGES**

Visit : [www.LumberYardSupply.com](http://www.LumberYardSupply.com) for the most current products.  
**PRODUCTS WITH QUALITY; SERVICE YOU CAN DEPEND ON**

## ***6-Panel Pine & Oak***


Well-planned accents are the key to beautiful interiors and increased home value. Masonite® Wood Panel Doors add warmth and richness to any room with the look and feel of solid wood. These exceptional, authentic stile & rail wood doors are elegantly designed with beauty in mind. Masonite Wood Panel Doors are constructed to withstand the daily rigors of family life. The impressive variety of panel designs and woodspecie options (clear pine, knotty alder, knotty pine, radiata pine, oak, cherry, maple, hemlock, poplar and fir) can accommodate any decorating requirement.



**SEE PAGE 24 ON  
PRICING PAGES**



**P-66**



**6 Panel**



**MO-66**

Visit : [www.LumberYardSupply.com](http://www.LumberYardSupply.com) for the most current products.  
**PRODUCTS WITH QUALITY; SERVICE YOU CAN DEPEND ON**

## **Knotty Alder & Knotty Pine**

Knotty Pine is a soft wood that is usually light colored with pink-brown variations in color. The knotty grade is an ideal choice for a rustic door offering its own unique charm with its mix of color, knots and character.

**SEE PAGE 25 ON  
PRICING PAGES**

### **Knotty Pine**

#### **General Information:**

Pine in general is a wonderful species to work with, it looks great, smells great and its hard to beat the rustic charm that knotty pine can add to a room. Each individual door is truly a unique master piece of mother nature with its random knots and color streaks. Whether for your log home on the lake, or a down stairs family room, these doors will definitely give you the out doors lake side charm you are looking for.

#### **Species:**

Patula pine is from the family Pinaceae. It is a favored plantation species in Angola, Kenya, Tanzania, South Africa, and elsewhere in Africa. It is also planted in Australia, Brazil, India, Argentina and New Zealand. It grows to heights of 115 feet with trunk diameters of 18 - 60 inches.

#### **Uses:**

Pine is used in many applications in furniture, cabinets, millwork, doors, paneling, and many other uses.

#### **Color Characteristics:**

The sapwood of the plantation grown material is not easily distinguishable from heartwood. It is one of the whitest of pines with distinct growth rings. As compared to other pines, this is rather non-resinous and has very little odor.

#### **Physical Properties:**


Pine saws and machines easily, takes and holds nails well and makes an excellent glue joint.

#### **Finishing:**

Pine can be stained or painted. In general, a nicely sanded surface using multiple grits with a final sanding using 150 grit sandpaper will help to achieve a uniform finish across the whole surface. Some finish manufacturers recommend the application of a wash coat prior to staining to create a more even appearance. Your finish supplier would be happy to provide you with their recommended finish for your application.



**Knotty  
Alder**



**6 Panel**



**Knotty  
Pine**

Visit : [www.LumberYardSupply.com](http://www.LumberYardSupply.com) for the most current products.

**PRODUCTS WITH QUALITY; SERVICE YOU CAN DEPEND ON**

## ***Santa Rosa - Knotty Pine***

---

### ***Rustic Charm***

and a touch of class can both be found in the Knotty Pine "Santa Rosa" door. The arched top and grooved panels highlight its unique beauty and warmth.

Doors: 1-3/8" X 6/8



**22D**



**SEE PAGE 26 ON  
PRICING PAGES**

---

Visit : [www.LumberYardSupply.com](http://www.LumberYardSupply.com) for the most current products.  
**PRODUCTS WITH QUALITY; SERVICE YOU CAN DEPEND ON**

## ***Stallion Pine Pantry***

---



**Stallion**  
(Pine Pantry)

SEE **PAGE 27** ON  
PRICING PAGES



## ***Pine Full Louvered***

---



**PINE**  
(Full Louvered)

SEE **PAGE 28** ON  
PRICING PAGES

## ***Lites in Pine***

---



**PINE  
REED**  
(G450)



**PINE  
9-LITE MICRO**  
(G150)



**PINE  
HOMEGROWN**  
(E630)



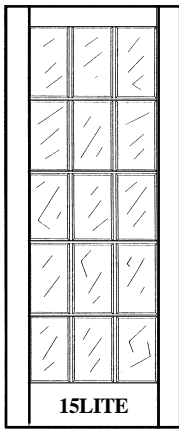
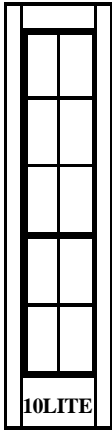
**PINE  
VANITY**  
(V690)

SEE **PAGE 29** ON  
PRICING PAGES

Visit : [www.LumberYardSupply.com](http://www.LumberYardSupply.com) for the most current products.  
**PRODUCTS WITH QUALITY; SERVICE YOU CAN DEPEND ON**

**10 & 15 Lites in Hemlock,  
Pine, Primed, and Oak**

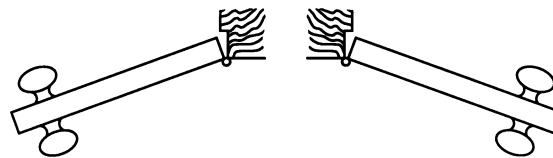
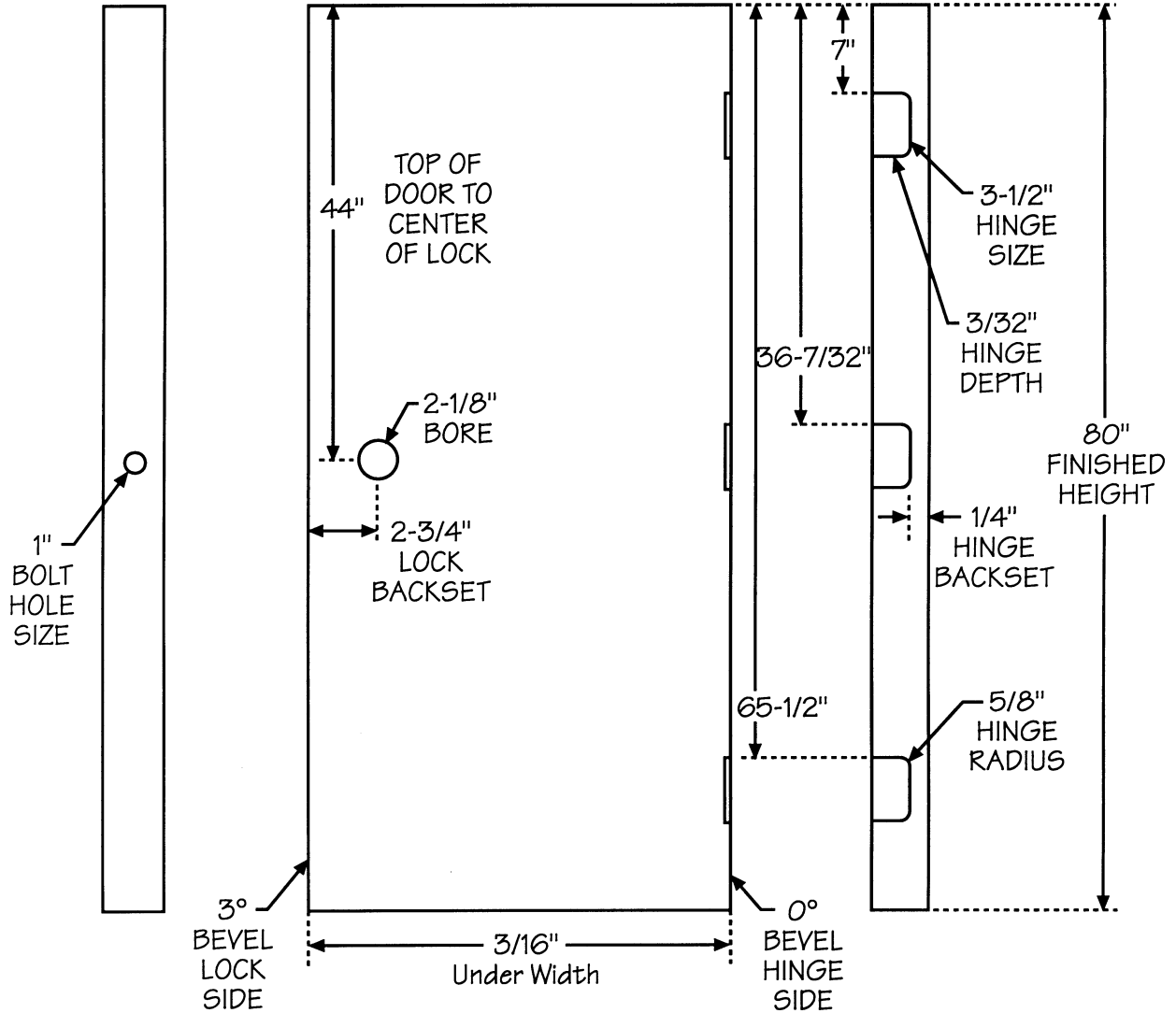
---



**SEE PAGES 30-31 ON  
PRICING PAGES**

Visit : [www.LumberYardSupply.com](http://www.LumberYardSupply.com) for the most current products.  
**PRODUCTS WITH QUALITY; SERVICE YOU CAN DEPEND ON**

***LYS Door Machining Specifications***



RIGHT HAND HINGE  
LOCKSET IS ON THE LEFT  
WHEN YOU FACE A CLOSED  
DOOR ON THE HINGE SIDE.

LEFT HAND HINGE  
LOCKSET IS ON THE RIGHT  
WHEN YOU FACE A CLOSED  
DOOR ON THE HINGE SIDE.

Visit : [www.LumberYardSupply.com](http://www.LumberYardSupply.com) for the most current products.  
**PRODUCTS WITH QUALITY; SERVICE YOU CAN DEPEND ON**

# How to Store, Handle, Finish, Install and Maintain Wood Doors

By The National Wood Window & Door Association

## *STORAGE AND HANDLING*

1. Doors shall always be stored flat and in clean, dry surroundings. Protect from dirt, water, and abuse. If stored for long periods, doors must be sealed with a non-water based sealer or primer.

2. Doors shall not be exposed to excessive moisture, heat, dryness, or direct sunlight.

3. Doors shall always be handled with clean hands or while wearing clean gloves.

4. Doors shall be lifted and carried, not dragged across one another.

## *FIELD FINISHING*

1. Prior to finishing, insure that the building atmosphere is dried to a normal, interior relative humidity. Insure that the doors have been allowed to equalize to a stable moisture content.

2. Prior to finishing, remove all handling marks, raised grain and other undesirable blemishes by completely block sanding all surfaces with a 100 to 150 fine grit abrasive.

3. Certain species of wood, particularly oak, contain chemicals which react unfavorably with certain finishes causing dark stain spots. Where possible, the species/finish combination should be tested prior to finishing the doors. Notify your finish supplier or door supplier immediately if any undesirable reaction is noticed. Do not continue with the finishing until the problem is resolved.

4. In order not to induce warpage, avoid dark stains or dark colored paints on door surface exposed directly to sunlight.

5. In order to prevent blemish magnification, avoid extremely dark stains on light colored wood species.

6. Water based sealer or prime coats should not be used. Water based top coats, should only be used over surfaces that have been completely sealed with a non-water based sealer or primer.

7. A first coat of a thinned clear sanding sealer, followed by light block sanding, will minimize subsequent handling marks and promote the uniformity of subsequent stain coats.

8. All exposed wood surfaces must be sealed, including top and bottom rails.

To achieve the desired results of color uniformity, finish build, gloss and reduce the frequency of refinishing, obtain and follow finish manufacturer's recommendations.

10. Be sure the door surface being finished is satisfactory in both smoothness and color after each coat before applying the next coat.

11. Certain wood fire doors have edges, and possibly crossbands under the face veneer, which contain fire retardant salts. These salts are usually hygroscopic and will take on excess moisture in a damp atmosphere. The salts will concentrate at the surface and form whitish crystals that can interfere with the finish. Before finishing, remove the salt crystals with a damp cloth, followed by drying and light sanding.

## *INSTALLATION*

1. The utility or structural strength of the doors must not be impaired in fitting to the opening, in applying hardware, in preparing for lights, louvers, or plant-ons or other detailing.

2. Use a minimum of one hinge for each 30 inches of door height on all exterior doors and all solid core doors. When using three or more hinges, they are to be equally spaced. Interior hollow core doors weighing less than fifty pounds and not over 7' 6" in height may be hung on two hinges.

3. Clearances between door edges and door frame shall be a minimum of 1/16 inch on the hinge edge, 1/8 inch on the latch edge and top rail.

4. All hardware locations, preparations for hardware, and methods of hardware attachment must be appropriate for the specific door construction. Templates for specific hardware preparation are available from hardware manufacturers, NWMA, or DHI.

5. Apply the sealer, primer, or first coats of the required finish, on exterior doors, immediately after fitting, cutting for hardware, weather stripping, etc., and before the installation of any hardware.

6. When light or louver cutouts are made for exterior doors, they must be protected in order to prevent water from entering the door core. Metal flashing at the bottom of the cutout is one satisfactory method.

## *MAINTENANCE*

1. Most finishes on exterior doors deteriorate relatively quickly. In order for exterior doors to continue receiving the protection required, inspect the condition of exterior finishes at least once a year and refinish as often as needed to maintain the protective integrity of the finish.

2. Insure that doors continue to swing freely, do not bind in the frame and that all hardware remains functional.

Visit : [www.LumberYardSupply.com](http://www.LumberYardSupply.com) for the most current products.

**PRODUCTS WITH QUALITY; SERVICE YOU CAN DEPEND ON**